

WINGERT CLEAN TOWER SEPARATOR SYSTEMS

Grit, scale and troublesome solids are no longer a problem with the Wingert Clean Tower Separator System. Whether the application requires the removal of solids from a cooling tower basin or a recirculating loop, the Wingert Clean Tower Separator System is ready to go to work on even the toughest of applications.

With ten standard models to choose from and flow rates from 38-1200 GPM, these compact systems come fully assembled, factory tested and ready for installation. All systems are designed with a 90 TDH pump, pre-strainer, separator, recovery tank and a NEMA 4 control panel.



- *Carbon steel separator has no moving parts or internal slots to clog*
- *150°F maximum working temperature*
- *150 PSI maximum working pressure*
- *Carbon steel skid with lifting lugs and forklift slots*
- *Brass / bronze isolation valves*
- *Carbon steel and brass piping*
- *Coated with water based enamel paint*
- *NEMA 4 control panel with IEC starter and overload, main power switch, pump H-O-A selector switch, 120 volt control power, ready-to-use external auto and service hook-ups, CSA approved system*
- *Service indicator package (detects loss of flow on the clean side of the recovery tank with no parts exposed to solids)*
- *Carbon steel liquid recovery tank (internally epoxy coated) with stainless steel basket and 25 micron PE filter bag*
- *Carbon steel pre-strainer with internal perforated 316 stainless steel basket*
- *End suction pump, designed with 90 TDH, TEFC motor, cast iron housing*

● **Protects**

Pumps & Seals

Spray Nozzles

Valves

Heat Exchangers

Impellers

Pressure Tanks

Probes

Water Meters

Small Orifices

Cooling Fluid

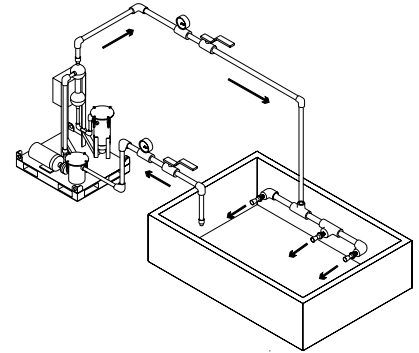
Cutting Fluid

Filtration Equipment

To locate your local Wingert Representative, go to www.jlwingert.com or contact our Customer Service Department at (714) 379-5519. Our knowledgeable staff is available from 7:00am to 5:00pm, Monday through Friday, to assist you with sales and selection of any of our products.

● Tower Basin / Sump Installations

Wingert Clean Tower Separator Systems, when coupled with Wingert Tower Basin Eductors (T.B.E.'s), are the ideal solution for the removal of solids in a tower basin or sump. As shown in the diagram to the right, the best way to achieve effective removal of solids is to plumb the discharge from the Wingert Clean Tower Separator System to the tower basin and then through the Wingert Tower Basin Eductors. The T.B.E.'s create a 5:1 flow ratio that allows the solids to be lifted up from the bottom of the basin/sump, toward the suction piping of the Wingert Clean Tower Separator System.



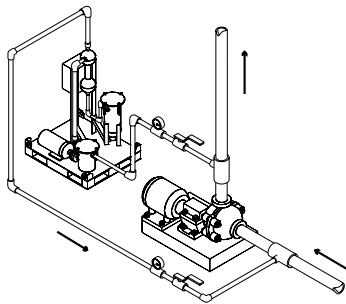
● Tower Basin Eductors

Wingert Tower Basin Eductors maximize the system flow rate by creating a flow that is 5X the Wingert Clean Tower Separator System discharge flow rate. This allows the troublesome solids to become suspended and diverted toward the suction piping of the Wingert Clean Tower Separator System.



● Side Stream Installations

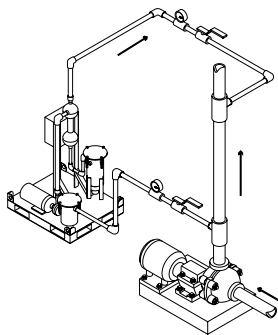
In addition to being the ideal solution for the removal of solids from a tower basin or sump, the Wingert Clean Tower Separator System may be installed in a side stream, as shown in the illustrations below. Side stream installations are typically sized for 10% - 20% of the main system flow rate.



◀ Side Stream Installation with Return to Pump Suction

The preferred method for side stream cleaning is achieved by installing the separator system across the recirculation pump. This type of installation allows for maximum pressure drop through the separator.

The diagram to the left depicts this type of installation.



◀ Side Stream Installation with Return to Main Line

Another acceptable installation is the return to the system main line. This installation allows only for the pressure drop that the separator system pump can provide. Although this is sufficient for separation, the greater the pressure drop - the better the separation. The diagram to the left depicts this type of installation.