

J.L. WINGERT CO.

P.O. Box 6207 • Garden Grove, CA 92846-6207 / 11800 Monarch Street • Garden Grove, CA 92841-2113
 Phone (714) 379-5519 • Fax (714) 379-5549 ■ Email: customerservice@jllwingert.com
 Northern California Region • Phone (510) 487-5310 ■ Southwest Region • Phone (602) 470-1015
 www.jllwingert.com

MANUFACTURING: Mixers, Bypass Feeders, Filter Feeders, Bromine Feeders, Sample Coolers, Sludge Traps, Separators, Separator Systems, Tank Stands, Tank Package Systems, Glycol Feed Systems, Coupon Racks, Control Stations, NEMA Enclosures, Custom Packaged Systems and Specialty Welding

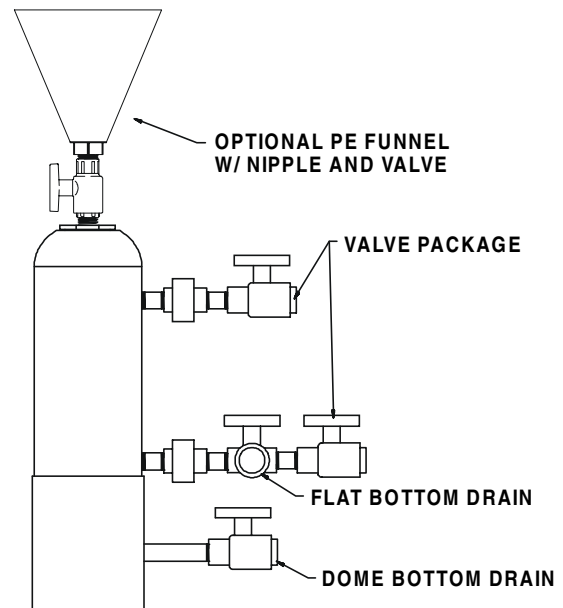
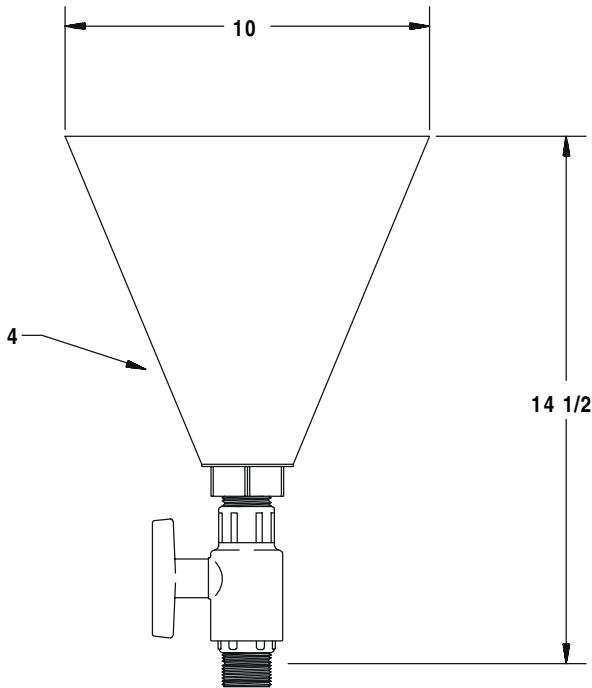
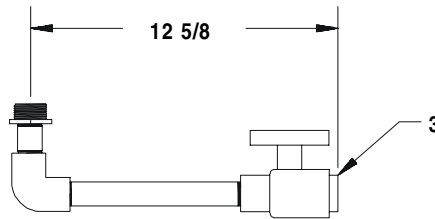
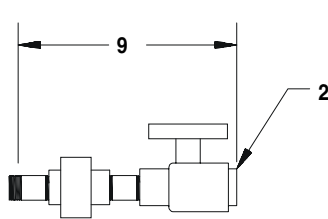
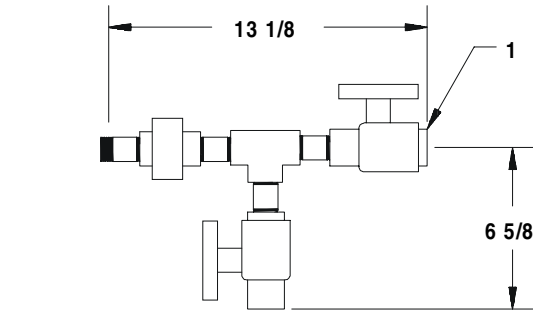
Specification Sheet #032227 Rev. "C" (10/02) PVC VALVE PACKAGES

PARTS, MATERIALS AND SPECIFICATIONS:

KEY	DESCRIPTION	SPECIFICATIONS
1	Inlet and Drain Valve Assembly	3/4" PVC Sch. 80 valve, union and nipples EPDM o-ring Teflon ball valve seals
2	Inlet and Outlet Valve Assembly	3/4" PVC Sch. 80 valve, union and nipples EPDM o-ring Teflon ball valve seals
3	Drain Valve Assembly	3/4" PVC Sch. 80 valve, elbow and nipples 1" - 3/4" PVC Sch. 80 reducer EPDM o-ring Teflon ball valve seals
4	Option 3202	PE fill funnel with 1" PVC Sch. 80 valve and nipples with Teflon ball valve seats
MAX. PRESSURE		150 PSI (10.4 BAR)
MAX. TEMPERATURE		120° F (66° C)

VALVE PACKAGES:

MODEL	DESCRIPTION	INCLUDES VALVE ASSEMBLY
3200	Flat Bottom Valve Package	(1) #1, (1) #2
3201	Dome Bottom Valve Package	(2) #2, (1) #3
3202	PE Funnel with 1" Nipple and Valve	(1) #4



TYPICAL INSTALLATION

Note: All dimensions are +/- 1/8". All weights are approximate. All dimensions are subject to change without notice.