



3-2820.090-1



(H-11/01) English

WARNING!



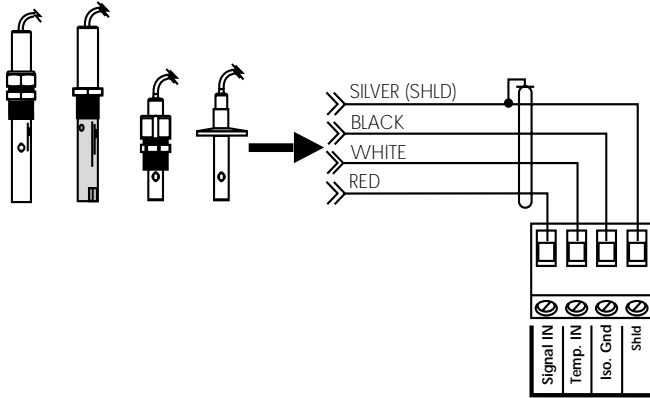
SAFETY INSTRUCTIONS FOR IN-LINE ELECTRODE INSTALLATION

1. Do not remove from pressurized lines.
 2. Do not exceed maximum temperature/pressure specifications.
 3. Wear safety goggles or face shield during installation/service.
 4. Do not alter product construction.
- Failure to follow safety instructions may result in severe personal injury!

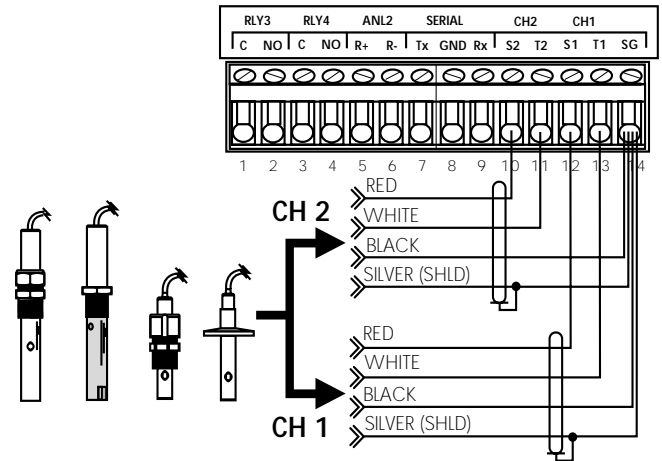


1. Wiring

+GF+ SIGNET 5800CR



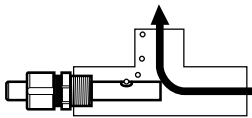
+GF+ SIGNET 9050CR



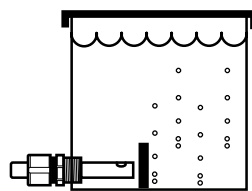
- Use three conductor shielded cable for cable extensions up to 30 m (100 ft) max.
- Shield must be maintained through cable splice

2. Recommended Position

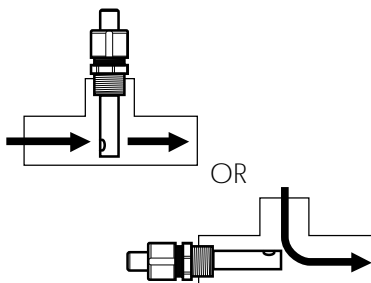
In-line



Submersible

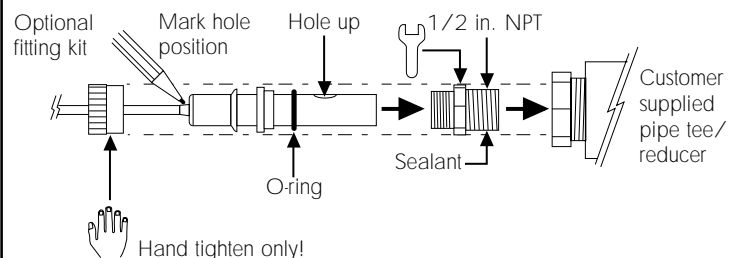
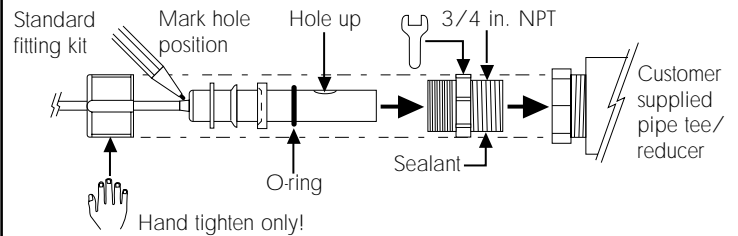


2821-1

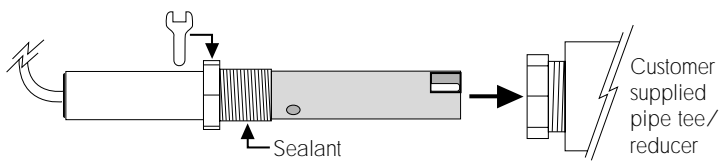


Use caution to avoid air bubble or sediment trapping inside the electrode cavity.

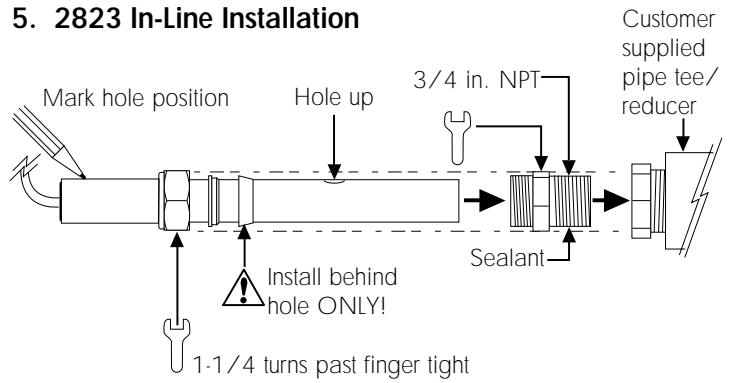
3. 2819/2820/2821 In-line Installation



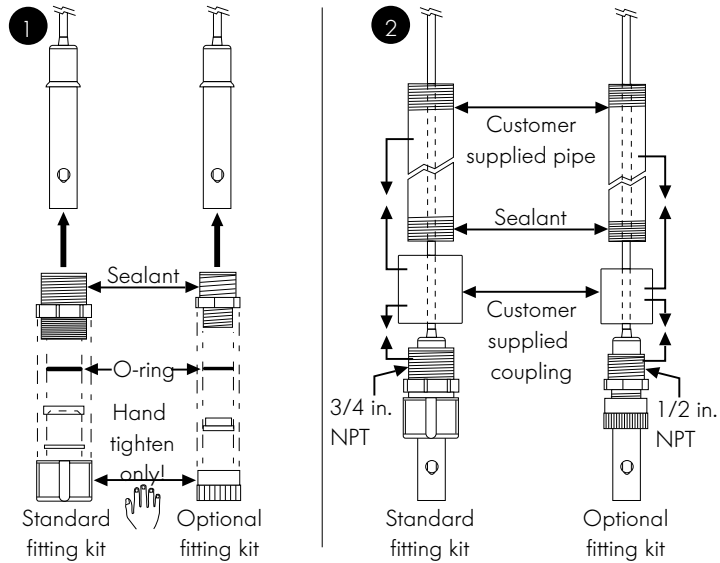
4. 2822 In-line Installation



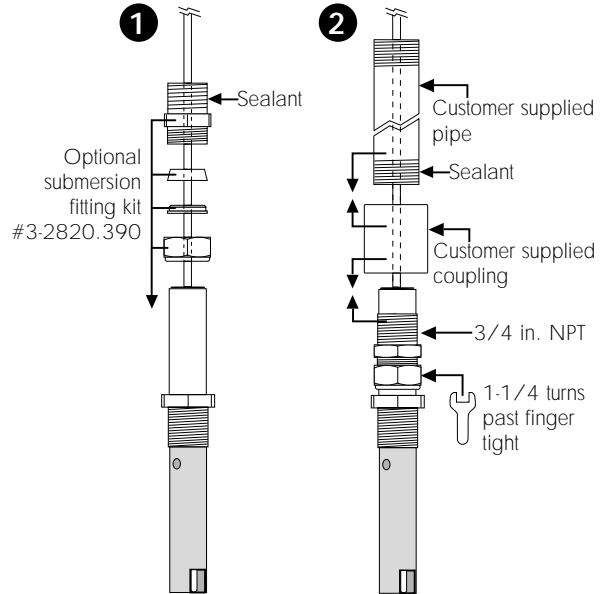
5. 2823 In-Line Installation



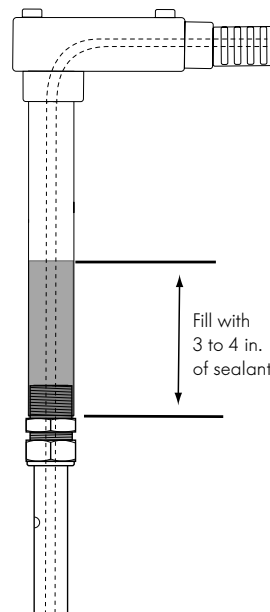
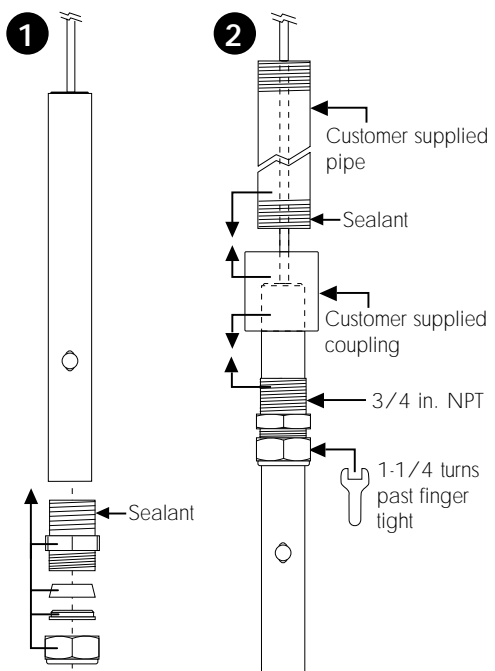
6. 2819/2820/2821 Submersible Installation



7. 2822 Submersible Installation



8. 2823 Submersible Installation



Attach 3/4 in. watertight pipe to the top of the sensor. Secure the threaded connection to prevent any leakage. For additional defense against possible accumulation of condensation at the back seal area of the sensor, fill the lower 3-4 inches (75-100 mm) of conduit or extension pipe with a flexible sealant such as silicone.

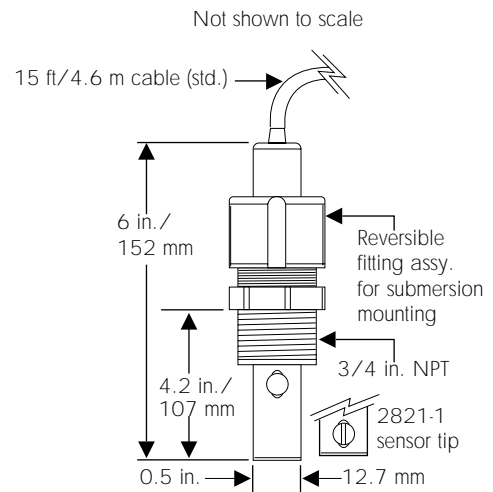
9. Specifications

2819-1/2820-1/2821-1

- 2819-1 cell: 0.01
2819-1 range: 0.055 to 100 μS (10 $\text{k}\Omega$ to 18 $\text{M}\Omega$)
- 2820-1 cell: 0.1
2820-1 range: 1 to 1000 μS
- 2821-1 cell: 1.0
2821-1 range: 10 to 10,000 μS

Temperature compensation: PT1000

Wetted materials:
 O-rings: EPR
 Insulator material: PTFE
 Electrodes: 316 stainless steel
 Standard fitting: Polypropylene
 Max. pressure: 6.9 bar (100 psi)
 Max. temperature: 100 °C (212 °F)
 Optional fitting: 316 stainless steel (1/2 in. NPT)
 Max. pressure: 13.8 bar (200 psi)
 Max. temperature: 120 °C (248 °F)
 Quality Standard: CE

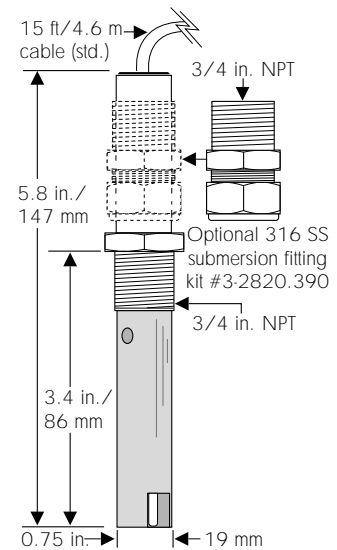


2822-1

Cell: 10.0
 Range: 100 to 200,000 μS

Temperature compensation: PT1000

Wetted materials:
 O-rings: EPR
 Insulator material: CPVC
 Electrodes: 316 stainless steel
 Standard fitting: 316 stainless steel
 Max. pressure: 6.9 bar (100 psi)
 Max. temperature: 95 °C (203 °F)
 Quality Standard: CE

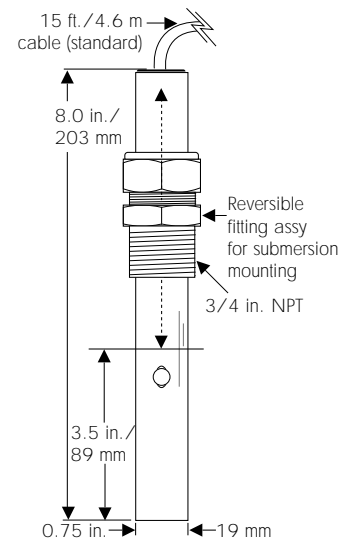


2823-1

Cell: 20.0
 Range: 200 to 400,000 μS

Temperature compensation: PT1000

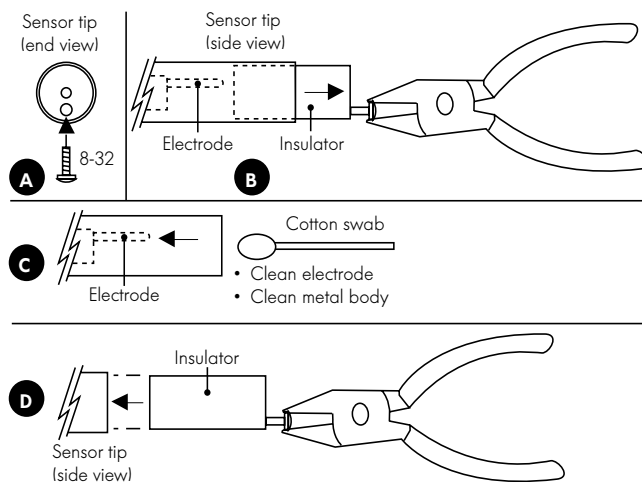
Wetted materials:
 O-rings: EPR
 Insulator material: PTFE
 Electrodes: 316 stainless steel
 Fitting: 316 stainless steel
 Max. pressure: 6.9 bar (100 psi)
 Max. temperature: 150 °C (302 °F)
 Quality Standard: CE



10. Maintenance

Any coatings on electrodes will cause readings to drift or show poor response. Clean metallic surfaces with a mild detergent and a non-abrasive brush or cotton swab.

2823-1 Sensor Tip Removal Procedure:



11. Accessories

Part No.	Description
3-2820.392	Optional 1/2" 316 SS Fitting
3-2820.390	Optional 3/4" 316 SS Fitting

+GF+ SIGNET

Signet Scientific Company, 3401 Aerojet Avenue, El Monte, CA 91731-2882 U.S.A. • Tel. (626) 571-2770 • Fax (626) 573-2057
For Worldwide Sales and Service, visit our website: www.gfsignet.com • Or call (in the U.S.): (800) 854-4090

